

Biotinylated Human BAFF/TNFSF13B/CD257 Protein

Cat. No. BAF-HM4AFB

Description	
Source	Recombinant Biotinylated Human BAFF/TNFSF13B/CD257 Protein is expressed from HEK293 with His tag and Avi tag at the N-Terminus. It contains Ala134-Leu285.
Accession	Q9Y275-1
Molecular Weight	The protein has a predicted MW of 20.72 kDa. Due to glycosylation, the protein migrates to 22-27 kDa based on Bis-Tris PAGE result.
Endotoxin	Less than 1EU per µg by the LAL method.
Purity	> 95% as determined by Bis-Tris PAGE > 95% as determined by HPLC

Formulation and Storage


Formulation	Lyophilized from 0.22 µm filtered solution in PBS (pH 7.4). Normally 8% trehalose is added as protectant before lyophilization.
Reconstitution	Centrifuge the tube before opening. Reconstituting to a concentration more than 100 µg/ml is recommended. Dissolve the lyophilized protein in distilled water.
Storage	-20 to -80°C for 12 months as supplied from date of receipt. -80°C for 3 months after reconstitution. Recommend to aliquot the protein into smaller quantities for optimal storage. Please minimize freeze-thaw cycles.

Background

B-cell activating factor (BAFF) also known as tumor necrosis factor ligand superfamily member 13B is a protein that in humans is encoded by the TNFSF13B gene. BAFF is a cytokine that belongs to the tumor necrosis factor (TNF) ligand family. This cytokine is a ligand for receptors TNFRSF13B/TACI, TNFRSF17/BCMA, and TNFRSF13C/BAFF-R.

Assay Data

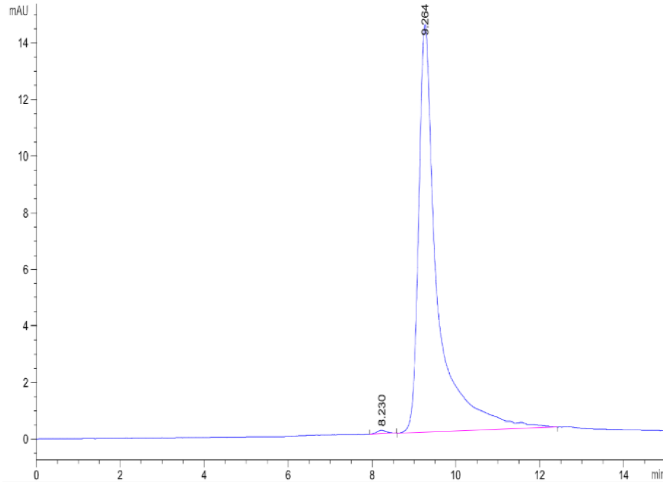
Bis-Tris PAGE



Biotinylated Human BAFF on Bis-Tris PAGE under reduced condition. The purity is greater than 95%.

SEC-HPLC

Assay Data

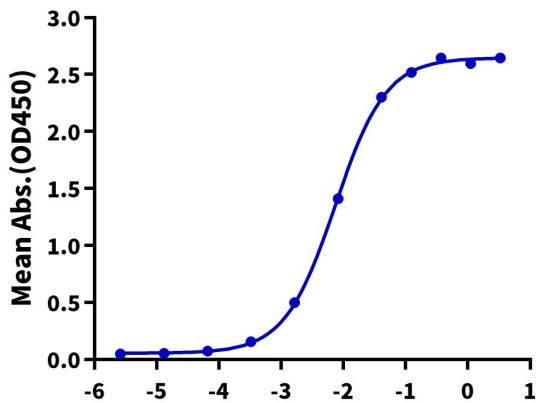


The purity of Biotinylated Human BAFF is greater than 95% as determined by SEC-HPLC.

ELISA Data

Biotinylated Human BAFF, His Tag ELISA

0.05µg Human BAFFR, His Tag Per Well

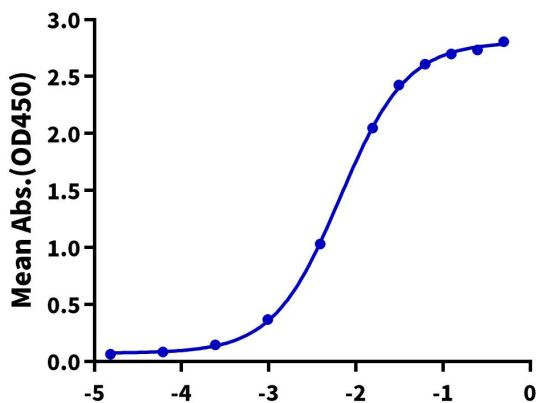


Immobilized Human BAFFR, His Tag at 0.5µg/ml (100µl/well) on the plate. Dose response curve for Biotinylated Human BAFF, His Tag with the EC50 of 7.4ng/ml determined by ELISA (QC Test).

ELISA Data

Biotinylated Human BAFF, His Tag ELISA

0.1µg Human BCMA, His Tag Per Well



Immobilized Human BCMA, His Tag at 1µg/ml (100µl/well) on the plate. Dose response curve for Biotinylated Human BAFF, His Tag with the EC50 of 6.6ng/ml determined by ELISA.